

2. Working with the RStudio IDE (Part 1)

Learn the basics of the important features of the RStudio IDE.

 Garrett Grolemond

 COURSE

3. Data Visualization in R


This course provides a comprehensive introduction to working with base graphics in R.

 Ronald Pearson

 COURSE

4. Intermediate R

Continue your journey to become an R ninja by learning about conditional statements, loops, and vector functions.

 Filip Schouwenaars

 COURSE

5. Working with the RStudio IDE (Part 2)

Further your knowledge of RStudio and learn how to integrate Git, LaTeX, and Shiny

 Garrett Grolemond

 COURSE

6. Visualization Best Practices in R


Learn to effectively convey your data with an overview of common charts, alternative visualization types, and perception-driven style enhancements.

 Nick Strayer

 COURSE

7. Importing Data in R (Part 1)


In this course, you will learn to read CSV, XLS, and text files in R using tools like readxl and data.table.

 Filip Schouwenaars

 COURSE

8. Support Vector Machines in R


This course will introduce the support vector machine (SVM) using an intuitive, visual approach.

 Kailash Awati

 COURSE


9. Dealing With Missing Data in R

Make it easy to visualise, explore, and impute missing data with naniar, a tidyverse friendly approach to missing data.

 Nicholas Tierney COURSE


10. Multivariate Probability Distributions in R

Learn to analyze, plot, and model multivariate data.

 Surajit Ray COURSE

11. Network Analysis in R

In this course you'll learn to analyze and visualize network data with the igraph package.

 James Curley COURSE

12. Building Web Applications in R with Shiny: Case Studies

Practice your Shiny skills while building some fun Shiny apps for real-life scenarios!

 Dean Attali COURSE

13. Foundations of Probability in R

In this course, you'll learn about the concepts of random variables, distributions, and conditioning.

 David Robinson

 COURSE

14. Object-Oriented Programming in R: S3 and R6


Manage the complexity in your code using object-oriented programming with the S3 and R6 systems.

 Richie Cotton

 COURSE

15. Foundations of Inference


Learn how to draw conclusions about a population from a sample of data via a process known as statistical inference.

 Jo Hardin

 COURSE

16. Importing and Managing Financial Data in R


Learn how to access financial data from local files as well as from internet sources.

 Joshua Ulrich

 COURSE

17. Foundations of Functional Programming with purrr

Learn to easily summarize and manipulate lists using the purrr package.

 Auriel Fournier

 COURSE

18. Anomaly Detection in R

Learn statistical tests for identifying outliers and how to use sophisticated anomaly scoring algorithms.

 Alastair Rushworth

 COURSE

19. Intermediate Spreadsheets for Data Science

Expand your spreadsheets vocabulary by diving deeper into data types, including numeric data, logical data, and missing data.

 Richie Cotton

 COURSE

20. Writing Efficient R Code

Learn to write faster R code, discover benchmarking and profiling, and unlock the secrets of parallel programming.

 Colin Gillespie COURSE

21. Building Dashboards with shinydashboard

In this course you'll learn to build dashboards using the shinydashboard package.

 Lucy D'Agostino McGowan COURSE

22. Beginning Bayes in R

This course provides a basic introduction to Bayesian statistics in R.

 Jim Albert COURSE


23. Statistical Modeling in R (Part 1)

This course was designed to get you up to speed with the most important and powerful methodologies in statistics.

 Daniel Kaplan COURSE

24. String Manipulation in R with stringr


Learn how to pull character strings apart, put them back together and use the stringr package.


 Charlotte Wickham

 COURSE

25. Working with Dates and Times in R


Learn the essentials of parsing, manipulating and computing with dates and times in R.


 Charlotte Wickham

 COURSE

26. Differential Expression Analysis in R with limma


Learn to use the Bioconductor package limma for differential gene expression analysis.

 John Blischak

 COURSE

27. Unsupervised Learning in R


This course provides an intro to clustering and dimensionality reduction in R from a machine learning perspective.

 Hank Roark

 COURSE

28. Pivot Tables with Spreadsheets

Explore the world of Pivot Tables within Google Sheets, and learn how to quickly organize thousands of data points with just a few clicks of the mouse.

 Frank Sumanski

 COURSE

29. Exploratory Data Analysis in R: Case Study

Use data manipulation and visualization skills to explore the historical voting of the United Nations General Assembly.

 David Robinson

 COURSE

30. Cluster Analysis in R

Develop a strong intuition for how hierarchical and k-means clustering work and learn how to apply them to extract insights from your data.

 Dmitriy Gorenshteyn

 COURSE

31. Intermediate Functional Programming with purrr

Continue learning with purrr to create robust, clean, and easy to maintain iterative code.



Colin FAY



COURSE

32. Data Visualization with ggplot2 (Part 2)

Take your data visualization skills to the next level with coordinates, facets, themes, and best practices in ggplot2.



Rick Scavetta



COURSE

33. Interactive Data Visualization with plotly in R

Learn to create interactive graphics entirely in R with plotly.



Adam Loy



COURSE

34. Importing & Cleaning Data in R: Case Studies

In this series of four case studies, you'll revisit key concepts from our courses on importing and cleaning data in R.



Nick Carchedi



COURSE

35. Machine Learning Toolbox

This course teaches the big ideas in machine learning like how to build and evaluate predictive models.



Zachary Deane-Mayer



COURSE

36. Building Web Applications in R with Shiny

Build interactive web apps straight from R with shiny!



Mine Cetinkaya-Rundel



COURSE

37. Exploratory Data Analysis

Learn how to use graphical and numerical techniques to begin uncovering the structure of your data.



Andrew Bray



COURSE

38. Intermediate R - Practice

Strengthen your knowledge of the topics you learned in Intermediate R with a ton of new and fun exercises.



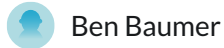
Filip Schouwenaars



COURSE

39. Correlation and Regression

Learn how to describe relationships between two numerical quantities and characterize these relationships graphically.



Ben Baumer



COURSE

40. Supervised Learning in R: Classification

In this course you will learn the basics of machine learning for classification.



Brett Lantz



COURSE

41. Reporting with R Markdown

Learn to create interactive analyses and automated reports with R Markdown.



Garrett Grolemond



COURSE

42. Introduction to R for Finance

Learn essential data structures such as lists and data frames and apply that knowledge directly to financial examples.




Lore Dirick



COURSE

43. Importing Data in R (Part 2)


Parse data in any format. Whether it's flat files, statistical software, databases, or data right from the web.

 Filip Schouwenaars

 COURSE

44. Introduction to Machine Learning

Learn to train and assess models performing common machine learning tasks such as classification and clustering.

 Gilles Inghelbrecht

 COURSE

45. Writing Functions in R

Learn the fundamentals of writing functions in R so you can make your code more readable and automate repetitive tasks.

 Charlotte Wickham

 COURSE

46. Introduction to Shell for Data Science

The Unix command line helps users combine existing programs in new ways, automate repetitive tasks, and run programs on clusters and clouds.



Greg Wilson



COURSE

47. Introduction to Data

Learn the language of data, study types, sampling strategies, and experimental design.



Mine Cetinkaya-Rundel



COURSE

48. Survival Analysis in R

Learn to work with time-to-event data. The event may be death or finding a job after unemployment. Learn to estimate, visualize, and interpret survival models!



Heidi Seibold



COURSE

49. Data Manipulation in R with dplyr

Master techniques for data manipulation using the select, mutate, filter, arrange, and summarise functions in dplyr.



Garrett Golemund



COURSE

50. Introduction to Git for Data Science

This course is an introduction to version control with Git for data scientists.



Greg Wilson



COURSE

51. Data Visualization with ggplot2 (Part 1)

Learn to produce meaningful and beautiful data visualizations with ggplot2 by understanding the grammar of graphics.



Rick Scavetta



COURSE

52. Introduction to the Tidyverse

Get started on the path to exploring and visualizing your own data with the tidyverse, a powerful and popular collection of data science tools within R.



David Robinson



COURSE

53. Intro to SQL for Data Science

Master the basics of querying databases with SQL, the world's most popular databasing language.



Nick Carchedi



COURSE