



BIMM 143

Course Summary & GitHub Portfolio

Class 19

Barry Grant
UC San Diego

<http://thegrantlab.org/bimm143>

Today's Menu

- Summary of major learning goals,
- Course discussion and feedback (https://board.net/p/bimm143_s23)
- CAPs evaluation ([Link](#))
- Final exam
 - ➡ Test structure, guidelines and rules
 - ➡ Topics and example questions
 - ➡ Exam preparation, discussion and open study
- Polish our GitHub content and publish your own website portfolios

Today's Menu

- Summary of major learning goals,
- Course discussion and feedback (https://board.net/p/bimm143_s23)
- CAPs evaluation ([Link](#))
- Final exam
 - Test structure, guidelines and rules
 - Topics and example questions
 - Exam preparation, discussion and open study
- Polish our GitHub content and publish your own website portfolios

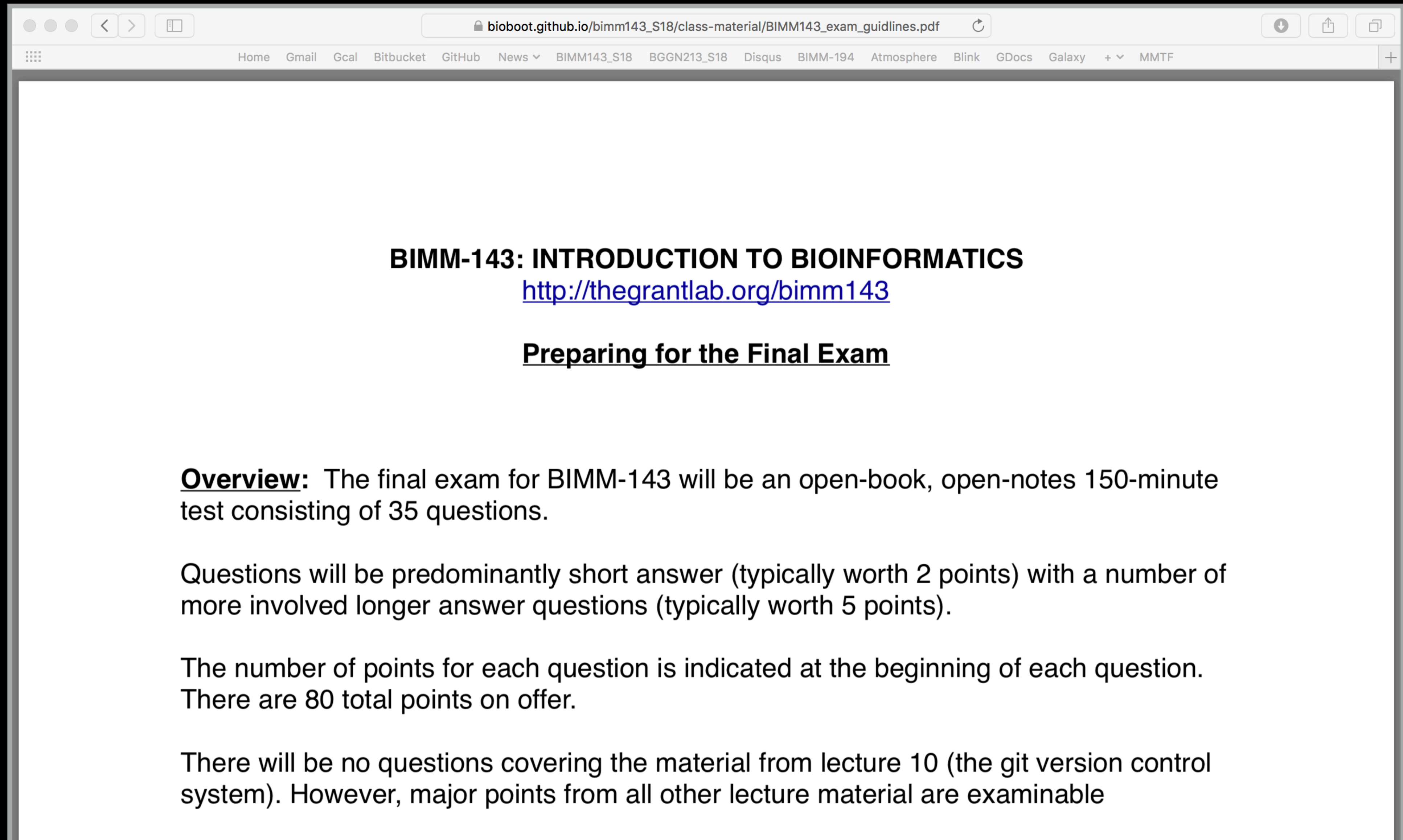


Today's Menu

- Summary of major learning goals,
- Course discussion and feedback (https://board.net/p/bimm143_s23)
- CAPs evaluation ([Link](#))
- Project troubleshooting
 - Test structure, guidelines and rules
 - Topics and example questions
 - Exam preparation, discussion and open study
- Polish our GitHub content and publish your own website portfolios



https://bioboot.github.io/bimm143_F22/class-material/BIMM143_exam_guidelines.pdf



The screenshot shows a web browser window with the address bar displaying the URL: bioboot.github.io/bimm143_S18/class-material/BIMM143_exam_guidelines.pdf. The browser's tab bar shows several open tabs: Home, Gmail, Gcal, Bitbucket, GitHub, News, BIMM143_S18, BGGN213_S18, Disqus, BIMM-194, Atmosphere, Blink, GDocs, Galaxy, and MMTF. The main content area of the browser displays the following text:

BIMM-143: INTRODUCTION TO BIOINFORMATICS
<http://thegrantlab.org/bimm143>

Preparing for the Final Exam

Overview: The final exam for BIMM-143 will be an open-book, open-notes 150-minute test consisting of 35 questions.

Questions will be predominantly short answer (typically worth 2 points) with a number of more involved longer answer questions (typically worth 5 points).

The number of points for each question is indicated at the beginning of each question. There are 80 total points on offer.

There will be no questions covering the material from lecture 10 (the git version control system). However, major points from all other lecture material are examinable

- Q1.** Did you enjoy this course? (Rank in relation to others you have experienced at UCSD)?
- Q2.** Should this course be offered again?
- Q3.** If so what changes would you recommend for this course? (e.g. more/less DataCamp & Projects)
- Q4.** Was the course effectively organized (lecture and lab material online vs handout or TritonEd site)?
- Q5.** What advice would you give to another student who is considering taking this course?
- Q6.** Considering both the limitations and possibilities of the subject matter and the course, how would you rate the overall effectiveness of this course and instructor?
- Q7.** Do you agree or disagree - The course developed my abilities and skills for the subject?
- Q8.** On average, how many hours per week have you spent on this course, including attending classes, doing homework's and assignments?
- Q9.** Any other comments you would like to share?

EtherPad Version: https://board.net/p/bimm143_s23

Form Version: <https://tinyurl.com/bimm143-end>

Thank you very much!

Announcement!

Bonus:

Bioinformatics & Genomics in Industry

Live Stream Video

Enjoy a set of short open ended guest lectures from leading genomic scientists at **Illumina Inc.**, **Synthetic Genomics Inc.**, and the **La Jolla Institute for Allergy and Immunology**. Feel free to contact these scientists for networking and to have your questions about industry careers in Bioinformatics and Genomics answered.

Bonus:

GitHub Spit & Polish

Introduction to Bioinformatics



A demo site of students cool class web site

[View the Project on GitHub](#)
bioboot/bimm143-1

This project is maintained by [bioboot](#)

Hosted on GitHub Pages — Theme by [orderedlist](#)

Bioinformatics Class

This is my repository for my Bioinformatics class from UC San Diego in S18.

Index of Material

Introductory Material: Working With R

Class 5 - Basic Data Exploration and Visualization in R HTML, MD, Rmd

Class 6 - Creating R Functions

Class 7 - R Packages, working with CRAN, and working with Bioconductor

Using R and Other Tools for Bioinformatics Analysis

Class 8 - An Introduction to Machine Learning (Heirarchical Clustering)

Class 9 - Analyzing High Dimensional Datasets and Unsupervised Learning

Class 11 - Structural Bioinformatics: Analyzing Protein Structure and Function

Class 12 - Drug Discovery: Techniques and Analysis

Class 13 - Genome Informatics and High Throughput Sequencing (NGS, RNA-Seq, and FastQC)

Class 14 - Transcriptomics and RNA-Seq Analysis

In your web browser navigate to your GitHub class repository < <https://github.com/> >

Side-note:

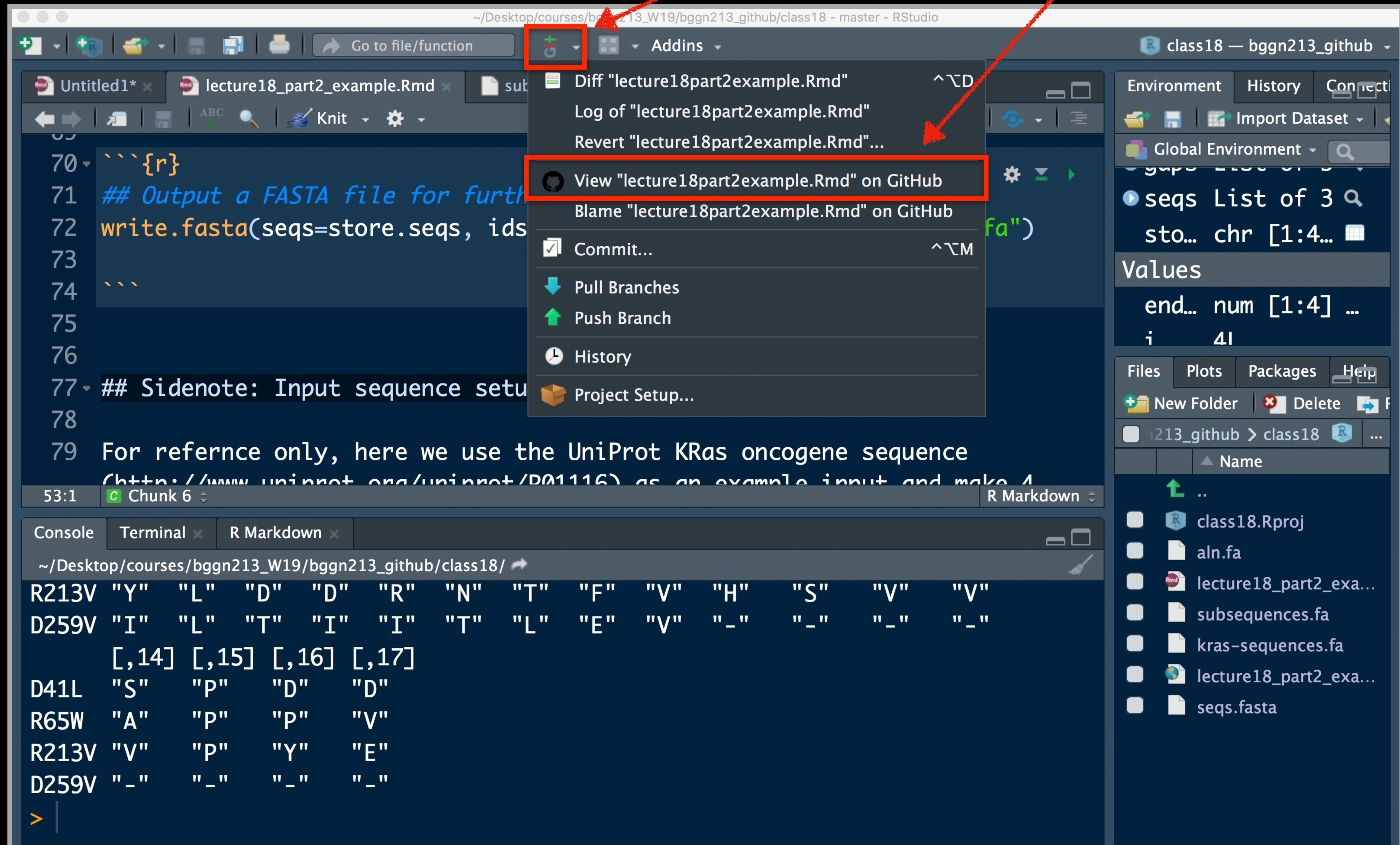
To find the link to your GitHub repository from RStudio, open one of your past class projects and in the terminal type:

```
git remote -v
```

The screenshot shows a web browser window displaying the GitHub repository page for `bioboot/bggn214`. The browser's address bar shows `github.com`. The repository page includes a search bar, navigation links for Pull requests, Issues, Codespaces, Marketplace, and Explore, and a header for the repository `bioboot / bggn214` (Public). Below the header, there are buttons for Pin, Unwatch (1), Fork (0), and Star (0). The main content area shows the repository's file structure with a table of commits. The `main` branch is selected, showing 1 branch and 0 tags. The commit history table lists three commits: a commit by `bioboot` titled "Add class 10" (16c0acd, 13 days ago, 4 commits), a commit titled "Add class 10" (13 days ago), and a commit titled "A change on my laptop." (13 days ago). The `README.md` file is also listed. On the right side, the "About" section shows the repository name "class work", a README link, 0 stars, 1 watching, and 0 forks.

Commit Hash	Author	Message	Time	Commits
16c0acd	bioboot	Add class 10	13 days ago	4
		Add class 10	13 days ago	
		A change on my laptop.	13 days ago	

Or for a given GitHub tracked file click **GIT** icon and **"VIEW on GITHUB"**



The screenshot shows the RStudio interface with the following components:

- Top Panel:** Shows the file explorer with the current project "class18" and its subdirectory "bogg213_github". The file "lecture18_part2_example.Rmd" is selected.
- Editor:** Displays the R Markdown file "lecture18_part2_example.Rmd". The code includes a chunk for writing a FASTA file and a sidenote about the UniProt KRas oncogene sequence.
- Git Menu:** A context menu is open for the selected file, showing options like "Diff", "Log", "Revert", "View on GitHub", "Blame", "Commit", "Pull Branches", "Push Branch", "History", and "Project Setup...". The "View on GitHub" option is highlighted with a red box.
- Console:** Shows the output of the R code, including the sequence alignment results for the UniProt KRas oncogene sequence.
- Environment:** Shows the global environment with variables like "seqs" and "sto...".

The console output shows the sequence alignment results for the UniProt KRas oncogene sequence:

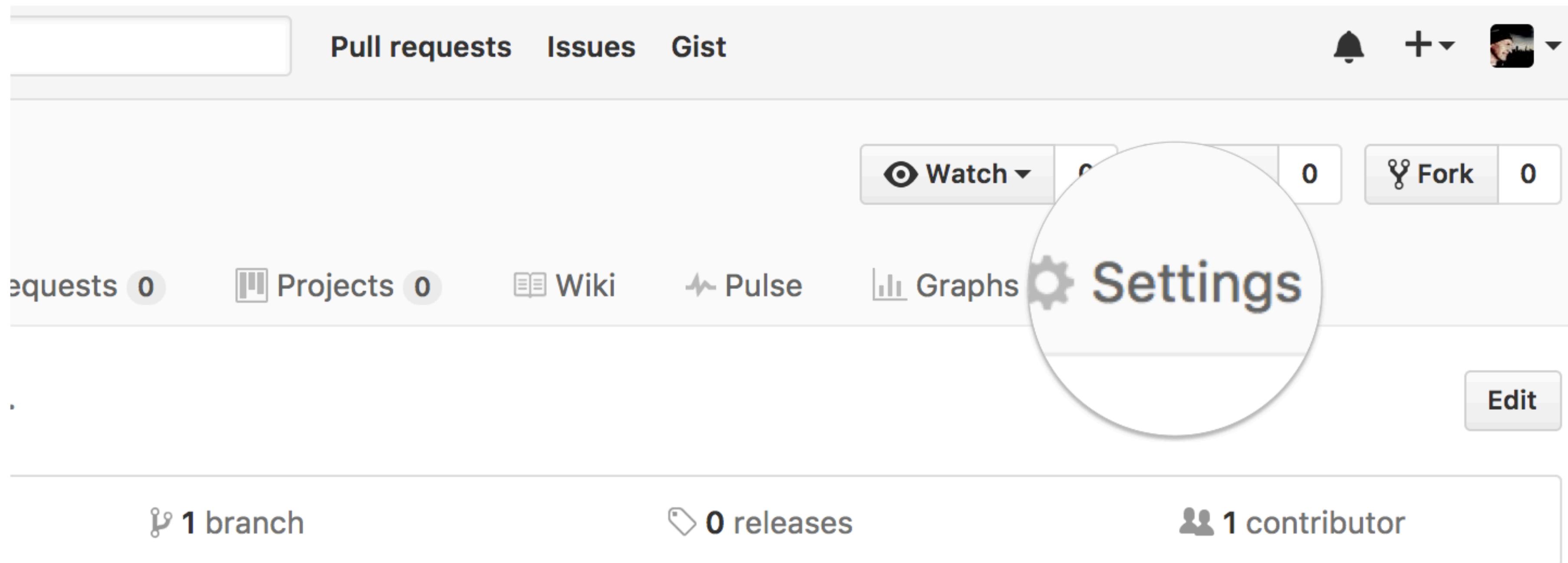
```
R213V "Y" "L" "D" "D" "R" "N" "T" "F" "V" "H" "S" "V" "V"
D259V "I" "L" "T" "I" "I" "T" "L" "E" "V" "_" "_" "_" "_"
      [,14] [,15] [,16] [,17]
D41L  "S"  "P"  "D"  "D"
R65W  "A"  "P"  "P"  "V"
R213V "V"  "P"  "Y"  "E"
D259V "_"  "_"  "_"  "_"
>
```

1

Repository Settings

Head over to your [GitHub](#) class repository (where you are “pushing” all your class work)

Click on the **Settings** tab.



Theme chooser

Scroll down to the **GitHub Pages** section. ~~Press **Choose a theme.**~~
And set the **Source** to **"main branch"**

General

Access

Collaborators

Moderation options

Code and automation

Branches

Tags

Actions

Webhooks

Environments

Codespaces

Pages

Security

GitHub Pages

GitHub Pages is designed to host your personal, organization, or project pages from a GitHub repository.

Build and deployment

Source

Deploy from a branch


Branch

GitHub Pages is currently disabled. Select a source below to enable GitHub Pages for this repository.
[Learn more.](#)

main

/ (root)

Save

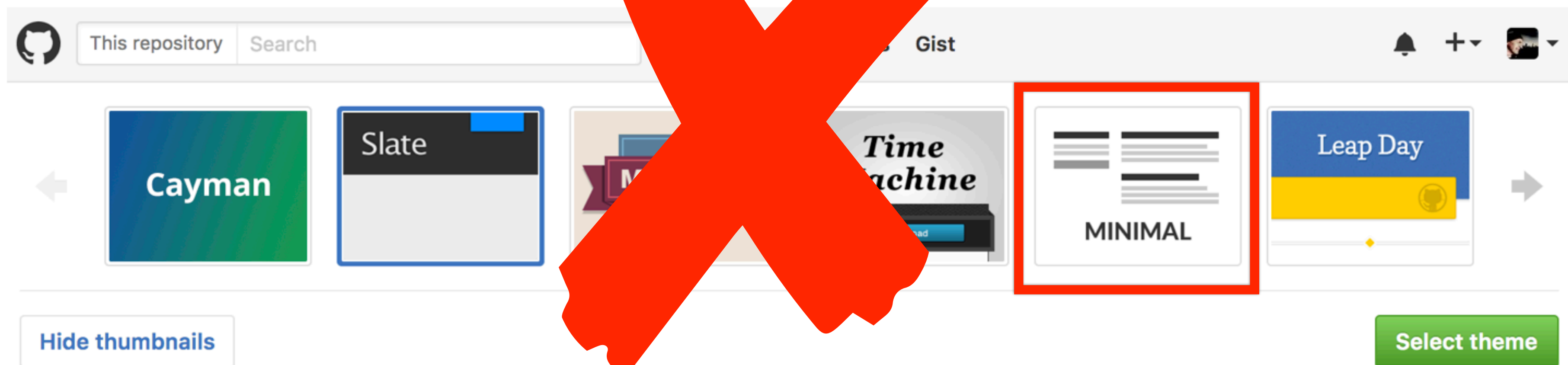


Publish privately to people with read access to this repository
Try risk-free for 30 days using a GitHub Enterprise organization, or [learn more about changing the visibility of your GitHub Pages site.](#) ×

Pick a theme

Choose one of the themes from the carousel at the top.

When you're done, click **Select theme** on the right.



Slate theme

Slate is a theme for GitHub Pages.

[View on GitHub](#)



Side-note:

Scroll down again to the **GitHub Pages** section to find the link to your new website.
Open this link in a **New Tab** of your browser:

GitHub Pages

GitHub Pages is designed to host your personal, organization, or project pages from a GitHub repository.

Your site is ready to be published at https://bioboot.github.io/bimm143_serina_f18/.

Source

Your GitHub Pages site is currently being built from the master branch. [Learn more](#).

master branch ▾

Save

Theme Chooser

Select a theme to publish your site with a Jekyll theme. [Learn more](#).

Your site is currently using the Minimal theme.

Change theme

Edit content

Back on the repository main page use the [GitHub](#) online editor to add content.
In particular, add links to each classes .MD file

The screenshot shows the GitHub interface for the repository 'jldec / new-pages-site'. At the top, there are buttons for 'Watch', 'Star', and 'Fork', each with a count of 0. Below these are tabs for 'Code', 'Issues', 'Pull requests', 'Projects', 'Wiki', 'Pulse', 'Graphs', and 'Settings'. The 'Code' tab is selected, and the file 'README.md' is shown. The editor interface has tabs for 'Edit file' and 'Preview changes', with 'Edit file' being active. The code is displayed in a monospaced font with syntax highlighting. The content of the README.md file is as follows:

```
1  ## Welcome to GitHub Pages
2
3  You can use the \[editor on GitHub\] to maintain and preview the content
  for your website in Markdown files.
4
5  Whenever you commit to this repository, GitHub Pages will run \[Jekyll\] to rebuild the pages in your site, from
  the content in your Markdown files.
6
7  ### Markdown
8
9  Markdown is a lightweight and easy-to-use syntax for styling your writing. It includes conventions for
10
11  ```markdown
12  Syntax highlighted code block
13
14  # Header 1
```

Commit

Enter a commit comment and click on **Commit changes** below the editor.

35 **### Support or Contact**

36

37 Having trouble with Pages? Check out our [\[documentation\]](https://help.github.com/categories/github-pages-faq)(<https://help.github.com/categories/github-pages-faq>)
(<https://github.com/contact>) and we'll help you sort it out.

38



Commit changes


Add content to new pages site|

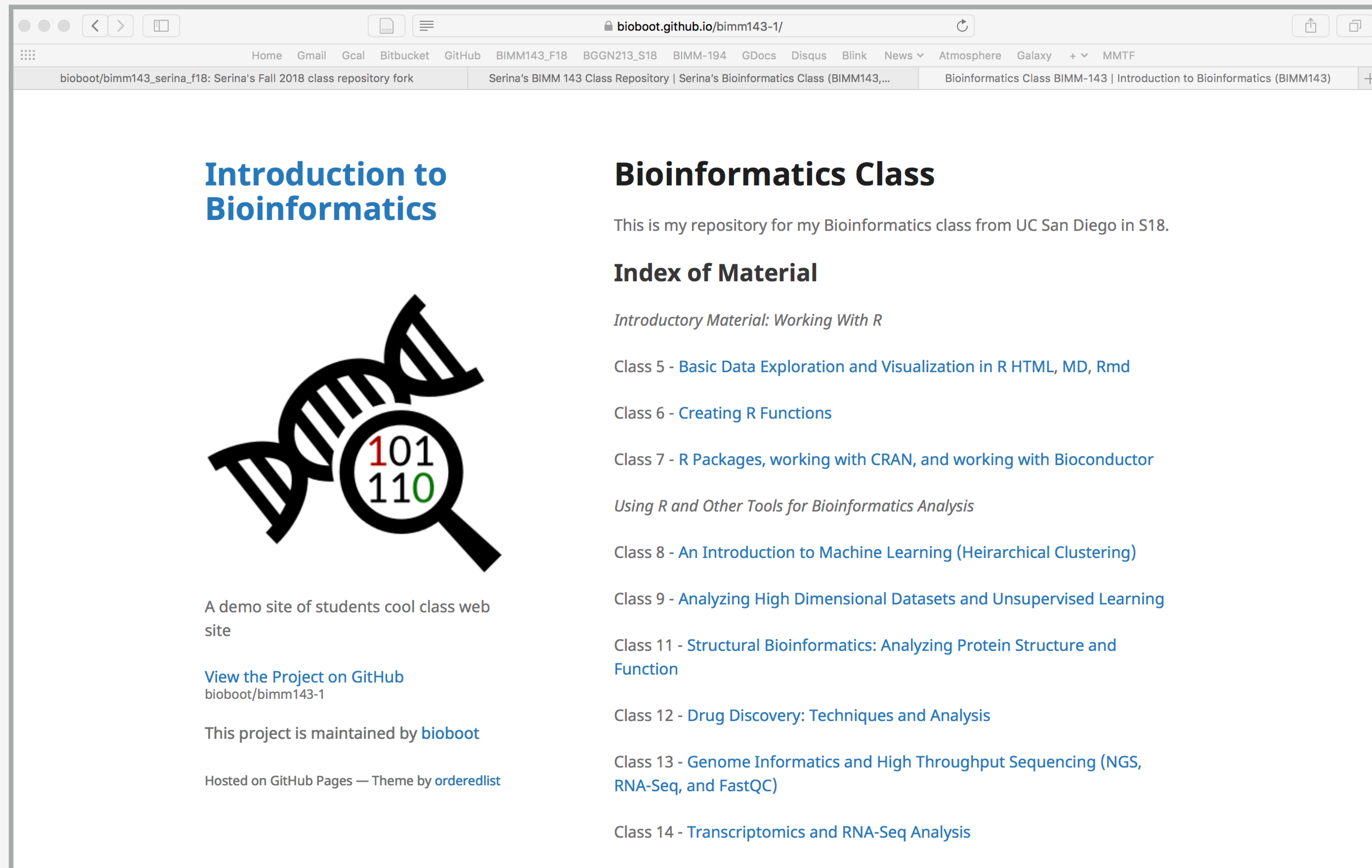
Add an optional extended description...

☒ Commit directly to the `master` branch.

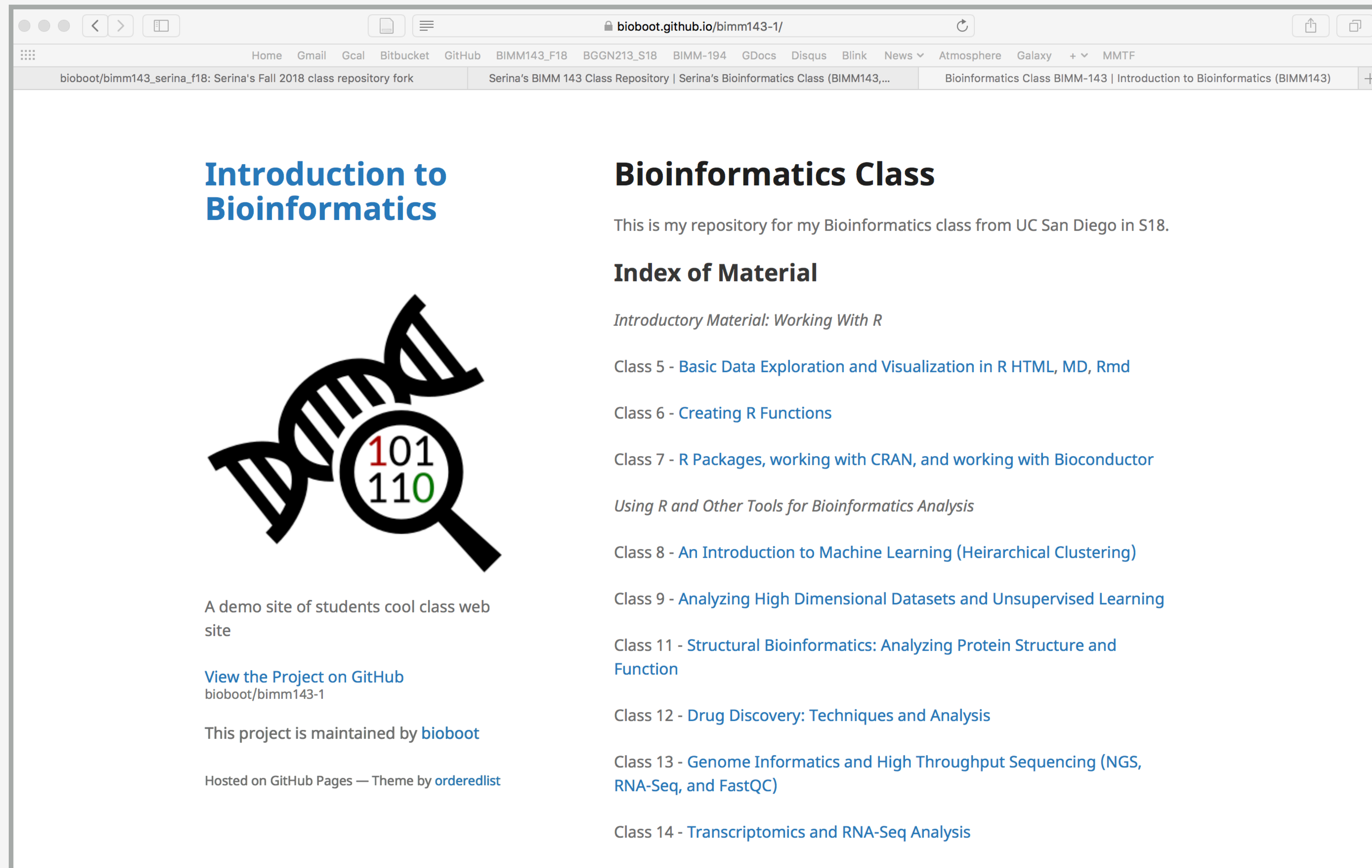
...and you're done!

Fire up a browser and go to **`http://username.github.io/repository`**.





Here I: (1) forked Serina's Repo, (2) Chose the "minimal" theme, (3) Edited _config.yml (adding logo and title)



Here I: (1) forked Serina's Repo, (2) Chose the "minimal" theme, (3) Edited _config.yml (adding logo and title)



bioboot Update _config.yml

3b72493 just now

1 contributor

4 lines (3 sloc) | 151 Bytes

Raw

Blame

History



```
1  theme: jekyll-theme-minimal
2  logo: https://bioboot.github.io/bimm143_F18/assets/img/logo.png
3  title: Serina's Bioinformatics Class (BIMM143, Fall 2018)
```


Here I: (1) Chose the “minimal” theme, (3) Edited _config.yml (adding logo and title), (4) Edited README.md

bioboot.github.io/bimm143-1/

Home Gmail Gcal Bitbucket GitHub BIMM143_F18 BGGN213_S18 BIMM-194 GDocs Disqus Blink News Atmosphere Galaxy + MMTF

bioboot/bimm143_serina_f18: Serina's Fall 2018 class repository fork Serina's BIMM 143 Class Repository | Serina's Bioinformatics Class (BIMM143,... Bioinformatics Class BIMM-143 | Introduction to Bioinformatics (BIMM143)

Introduction to Bioinformatics



A demo site of students cool class web site

[View the Project on GitHub](#)
bioboot/bimm143-1

This project is maintained by [bioboot](#)

Hosted on GitHub Pages — Theme by [orderedlist](#)

Bioinformatics Class

This is my repository for my Bioinformatics class from UC San Diego in S18.

Index of Material

Introductory Material: Working With R

Class 5 - [Basic Data Exploration and Visualization in R HTML, MD, Rmd](#)

Class 6 - [Creating R Functions](#)

Class 7 - [R Packages, working with CRAN, and working with Bioconductor](#)

Using R and Other Tools for Bioinformatics Analysis

Class 8 - [An Introduction to Machine Learning \(Heirarchical Clustering\)](#)

Class 9 - [Analyzing High Dimensional Datasets and Unsupervised Learning](#)

Class 11 - [Structural Bioinformatics: Analyzing Protein Structure and Function](#)

Class 12 - [Drug Discovery: Techniques and Analysis](#)

Class 13 - [Genome Informatics and High Throughput Sequencing \(NGS, RNA-Seq, and FastQC\)](#)

Class 14 - [Transcriptomics and RNA-Seq Analysis](#)

Here I: (1) Chose the “minimal” theme, (3) Edited `_config.yml` (adding logo and title), (4) Edited README.md

bioboot / tmp_test

Unwatch 1

Star 0

Fork 0

<> Code

Issues 0

Pull requests 0

Projects 0

Wiki

Insights

Settings

tmp_test /

README.md

or cancel

<> Edit file

Preview changes

Spaces 2 Soft wrap

1

BIMM143 Classwork

2

3

This is a store of my class-work for [BIMM143 Winter 2019](https://bioboot.github.io/bimm143_W19/) at UC San Diego.

4

5

Content

6

- Class05: [R fundamentals](https://github.com/bioboot/tmp_test/blob/master/class05/class05.md)

7

- Class06: [R graphics]()

8

- Class07: R Functions

9

- Class08: R packages from CRAN, Bioconductor and GitHub

10

- Class09: Introduction to machine learning

11

- Class10: Some thing else

12

- Class11: (Structural Bioinformatics)(https://github.com/bioboot/tmp_test/blob/master/class11/class11.md)

13

- Class12: etc. etc.

14


Here I: (1) Chose the “minimal” theme, (3) Edited _config.yml (adding logo and title), (4) Edited README.md

bioboot.github.io/bimm143-1/

Home Gmail Gcal Bitbucket GitHub BIMM143_F18 BGGN213_S18 BIMM-194 GDocs Disqus Blink News Atmosphere Galaxy + MMTF

bioboot/bimm143_serina_f18: Serina's Fall 2018 class repository fork Serina's BIMM 143 Class Repository | Serina's Bioinformatics Class (BIMM143,... Bioinformatics Class BIMM-143 | Introduction to Bioinformatics (BIMM143)

Introduction to Bioinformatics



A demo site of students cool class web site

[View the Project on GitHub](#)
bioboot/bimm143-1

This project is maintained by [bioboot](#)

Hosted on GitHub Pages — Theme by [orderedlist](#)

Bioinformatics Class

This is my repository for my Bioinformatics class from UC San Diego in S18.

Index of Material

Introductory Material: Working With R

Class 5 - [Basic Data Exploration and Visualization in R HTML, MD, Rmd](#)

Class 6 - [Creating R Functions](#)

Class 7 - [R Packages, working with CRAN, and working with Bioconductor](#)

Using R and Other Tools for Bioinformatics Analysis

Class 8 - [An Introduction to Machine Learning \(Heirarchical Clustering\)](#)

Class 9 - [Analyzing High Dimensional Datasets and Unsupervised Learning](#)

Class 11 - [Structural Bioinformatics: Analyzing Protein Structure and Function](#)

Class 12 - [Drug Discovery: Techniques and Analysis](#)

Class 13 - [Genome Informatics and High Throughput Sequencing \(NGS, RNA-Seq, and FastQC\)](#)

Class 14 - [Transcriptomics and RNA-Seq Analysis](#)

Here I: (1) Chose the “minimal” theme, (3) Edited `_config.yml` (adding logo and title), (4) Edited README.md

Thank you very much!

Please do fill out your CAPs evaluation ([Link!](#)) if you get a chance.
It is important to the courses we offer in the future and how we teach them!

Thank you very much!

Please do fill out your CAPs evaluation ([Link!](#)) if you get a chance.
It is important to the courses we offer in the future and how we teach them!

Post to GradeScope your [GitHub Pages](#) portfolio [URL](#) to GradeScope!

Going Further With DataCamp

https://bioboot.github.io/bimm143_F19/class-material/datacamp_extras.pdf

The screenshot shows a web browser window with the URL `www.datacamp.com/tracks/custom-bioinformatics-extension`. The browser's address bar and tabs are visible at the top. The DataCamp logo is in the top left corner. A search bar contains the text "What would you like to learn t". Navigation links include "Learn", "Practice", "Projects", "Pricing", "My Classes", and a user profile icon showing "3,050 XP".

The main content area features the heading "CUSTOM TRACK" in orange, followed by "Bioinformatics Extension" in large white text. Below this, a paragraph reads: "Barry's suggested DataCamp courses for delving deeper into R, Git, the Shell, data visualization, and Bioinformatics data analysis generally. Please do reach out if you encounter problems. Happy DataCamping!". A yellow "Enroll" button is positioned below the text.

To the right of the text is a square icon with a black background, featuring a white DNA double helix and a magnifying glass with the binary code "101110" inside it.

At the bottom of the main section, a horizontal list of tags includes: "R Language", "Shell", "Git", "Spreadsheets", "111 hours", and "26 Courses".

Below the main section, two white boxes are visible. The first box has a blue terminal icon with ">_" and the title "Introduction to Shell for Data Science". The second box is titled "INSTRUCTORS" and lists two people: "Greg Wilson" (Co-founder of Software Carpentry) and "Jonathan Cornelissen".

Announcement!

Bonus:

Bioinformatics & Genomics in Industry

Live Stream Video

Enjoy a set of short open ended guest lectures from leading genomic scientists at **Illumina Inc.**, **Synthetic Genomics Inc.**, and the **La Jolla Institute for Allergy and Immunology**. Feel free to contact these scientists for networking and to have your questions about industry careers in Bioinformatics and Genomics answered.

The future? Combining AI and Physics based approaches

Missing class!

AlphaFold Protein Structure Database

Home About FAQs Downloads

AlphaFold Protein Structure Database

Developed by DeepMind and EMBL-EBI

Search for protein, gene, UniProt accession or organism BETA Search

Examples: Free fatty acid receptor 2 At1g58602 Q5VSL9 E. coli Help: AlphaFold DB search help

AlphaFold DB provides open access to protein structure

Option: New lecture on AlphaFold or project trouble shooting